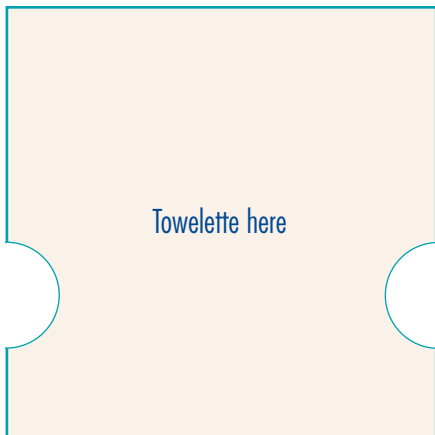


There's no love quite like a parent's love. Your unconditional love for your children makes you willing to do almost anything to protect them. Farmers understands that a very serious concern for you and your children is the threat of kidnapping. According to one study, the number one concern among third-graders is abduction. Sadly, about 2,100 missing-children reports are filed each day.

You should still take steps to protect your family. Sometimes all it takes to protect your children is a little time and some small steps. That's why we've put together this identification kit. Teach your children some basic safety information and by taking a few small precautions, you can help prevent your child from being kidnapped. But if by some remote chance your child is ever missing, you will be properly prepared. With a properly filled-out ID kit from Farmers, you'll be that much closer to getting your child home safe and sound. This is yet another way Farmers helps get you and your family back where you belong.



Read instructions first!

1. To take the child's fingerprints; all you'll need is this brochure.
2. Use the hand outlines in this brochure. (You may want to make some copies to practice.)
3. One hand at a time, roll the child's fingers on the ink strip. Use a single smooth motion to prevent smears and smudges. Use the same smooth motion to apply the prints to assigned places on the hand outline.
4. Once the prints are placed in the assigned spots, let the ink dry before storing the paper in a safe place.
5. Use the towelette to wipe the ink off the child's fingers.

Safety tips

1. "Never take candy from a stranger," is still a good rule and a great lesson.
2. Be sure your children know their full name, as well as yours, their phone number, and address — including the state.
3. Teach your children how to use the phone, including how to call the police.
4. Select a few neighbors who can provide a safe place in the event your children feel threatened. Point out these homes to them, especially those on the route to school.
5. Make sure your kids practice the buddy system. They should stay in groups because statistics show that kidnappers more often prey on children that are alone.
6. Tell your children to never get in any car with a stranger.
7. If your children will be out at night, have them wear/use reflective stickers.

Keep this brochure in a safe place that's easy to remember. If your child should ever disappear, take this brochure to the police department immediately. Try to remember as many details as possible, particularly where and when the child was last seen and reportedly going, and what he or she was wearing.



FARMERS

Gets you back where you belong.®

Los Angeles, CA 90051-2478
farmers.com





Child identification kit



FARMERS

Gets you back where you belong.®



Child information

Last name _____

First name _____

Middle name _____

Nickname _____

Address _____

Phone number _____

Date of birth _____

Height _____ Weight _____

Sex _____ Race _____

Eye color _____ Hair color _____

Blood type _____ Medical information/allergies _____

Doctor's name _____

Doctor's phone _____

Identifiable marks

Indicate any scars, moles, or birthmarks, and their locations

Front: _____

Back: _____

Glasses? Yes No

Braces? Yes No

Pierced ears? Yes No

Growth chart

Date	Height	Weight
_____	_____	_____
_____	_____	_____
_____	_____	_____
_____	_____	_____
_____	_____	_____
_____	_____	_____
_____	_____	_____
_____	_____	_____
_____	_____	_____
_____	_____	_____
_____	_____	_____
_____	_____	_____
_____	_____	_____
_____	_____	_____
_____	_____	_____
_____	_____	_____

